

# Biography Project Directions - File Folder Project

Parents – Please read and sign the back portion to return tomorrow!

Your Name: \_\_\_\_\_

Famous Person: \_\_\_\_\_

## **ASSEMBLY & SUGGESTED TIMETABLE TO FOLLOW:**

Choose a person, read about this person (may use books, Internet, or other resources), and be ready to begin your project by **Monday, February 2.**

***\*All of the dates below are suggested to keep you on track with your project. These are not actual due dates.***

Front Cover: Attach drawing of your famous person by **Wednesday, February 4**

Back Cover: Glue "Important Poem" for your famous person and any photos by **Monday, February 9**

Inside Left Cover: Create and attach a timeline of important life events by **Friday, February 13**

Inside Right Cover: Write and staple written report about this person's life by **Wednesday, February 18**

File Folder Tab: Write the famous person's name and your name on the tab of the folder

***\*Do NOT turn in these individual pages.***


**Your Whole Biography File Folder Project is due on Friday, February 20**

## **Specific Guidelines:**

You will need to start by gaining background information on the person. You may use any sources to collect this information (books, encyclopedias, Internet, etc.) You may also check out a book during LRC book checkout if need be.

### **Famous Person Drawing:**

Draw a picture in color of your famous person on the portrait paper provided. Decorate the background of your portrait. Label your person's full name in large neat lettering and years of birth and death. Write your first and last name and date in small lettering in the lower corner of the paper.



### **Timeline:**

Use the provided paper to create a timeline of the person's life. We will complete a guided one in class prior to this project so you will know exactly how to do this. It must include at least 5 important events in your person's life. Add drawings to the timeline to make it more interesting.

Parents, please remember that it is okay to help your child with monthly book projects, but all of the work should be completed by the child. Work should not contain words that the child can not read or understand when they present it to the class. You may help your child with spelling mistakes.

**Written Report:**

Write your own biography about this person’s life based on all of the information you have learned from your reading about this person. You may type or write your final copy. Be sure to include the information in a logical order. Ideas to include:

- Where and when was this person born?
- Where did this person grow up?
- What does/did this person do for a living?
- Why is this person famous? What did/does this person do to become famous?
- What are some important things this person has done?
- What is some other interesting information about this person?

**Important Poem:**

Margaret Wise is the author of the book, The Important Book. We have read this book aloud in class and discussed the format used to write the book. Use this as a model to write a poem about your famous person, entitled “The Important Thing About.....” Use the paper provided.

**Example:**

The important thing about \_\_\_\_\_ is that he \_\_\_\_\_. (what he is famous for)  
 He \_\_\_\_\_. (list one thing he did)  
 He \_\_\_\_\_. (list another thing he did)  
 He \_\_\_\_\_. (list a third thing he did)  
 But the most important thing about \_\_\_\_\_ is that he \_\_\_\_\_. (repeat of line one)

**Here is an example poem.**

*The important thing about Amelia Earhart is that she was the first woman to fly across the Atlantic Ocean alone.  
 She was an American pilot.  
 She was also a nurse in World War I.  
 She always followed her dreams.  
 But the most important thing about Amelia Earhart is that she was the first woman to fly across the Atlantic Ocean alone.*



Students may choose any person of their choice from past or present day. I want this to be a project students are interested in, so it should be a person they *want* to learn more about. I look forward to the presentations of a variety of famous people! 😊

**Note to Parents:** This Biography File Folder Project will count as a reading project grade for this quarter. **The project is due on February 20.** If you have any questions about this project during the process, please feel free to contact me. All of the project pages can be found on our class web page under book report templates, so if some are lost or damaged, you may download new copies from there. **Please sign and return this portion so I know you are aware of the components and due date of this project:**

Student name: \_\_\_\_\_ Parent signature: \_\_\_\_\_

# Biography Project Grading Rubric

*A Monthly Book Project – Biography Genre*

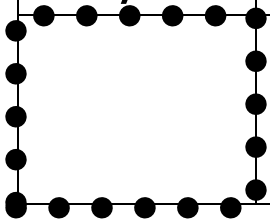


Name: \_\_\_\_\_

Famous Person: \_\_\_\_\_


Project turned in:  on time (full points)  late (-5 points)


Score	Component Criteria	Comments
/8	<b>Illustration</b> Colored illustration includes famous person's name, birth & death years, students name and date. – Neatly placed on front cover of project	
/20	<b>Timeline</b> Timeline includes at least 5 events in the person's life. Each entry includes date, event, and illustration. Timeline is neat and has a title. – Neatly placed on inside left cover	
/40	<b>Written Report – Ideas &amp; Content</b> Written report details important events from birth to death (or present day) of famous person. Events are told in a logical order. Interesting facts are provided.	
/15	<b>Written Report – Grammar &amp; Flow</b> Complete sentences are used and varied. Sentences are in students <b>own words</b> . Capitalization and punctuation are correctly used throughout writing.	
/15	<b>Important Poem</b> A 5 line poem following the "Important Poem" format is written, providing important events/information about the person's life. – Neatly placed on back cover	
/2	<b>Labeled Tab</b> Folder tab is labeled with famous person's name and student's name.	



Total Score

**Grading Scale:**  
 100-90 S      69↓ - B  
 89 - 80 P  
 79 - 70 D





*Portrait of Famous Person*



---

---

---

---

---

Timeline should include date, event, and illustration for each entry. You may add more entries if needed.